

Surface-mounted luminaire - Silky matt MIRO® parabolic louvres - direct distribution

Sheet steel housing suitable, rectangular cross section; suitable for use in clean rooms and clean room areas per DIN 14644-1; manufactured per IPA provisions, as well as the directives for quality assurance GMP (Good Manufacturing Practice); Housing colour traffic white RAL 9016; Light distribution direct distribution by means of Silky matt MIRO® parabolic louvres of aluminium, Reflectivity-enhanced, with clear cover made of laminated safety glass. Suitable for VDU workstations, $65^\circ < 1000 \text{ cd/m}^2$ omnidirectional glare reduction in accordance with current DIN-EN 12464-1 standard, UGR (4H/8H) 16.6. Integrated LED driver design. Electrical connection and connection of control cable using 5-pole connection terminal with plug-in contacts; Luminous flux in emergency light mode 5164 lm. The aduna clean room luminaire is suitable for direct voltage (0/50Hz), emergency luminaires must have additional marking. Suitable for air purity class ISO 14644-1 Class 2 with excellent to very good results in terms of microbial metabolic potential and chemical resistance.

CHARACTERISTICS

Order number	62162016660
EAN number	4020863450534
Commodity code	94051190
Certification mark	IP 65, Protection class I, VDU $65^\circ < 1000$, F, D, Clean room, HACCP DIN10500/Food/IFS/BRC, Indoor, CE
Impact resistance (IK rating)	IK07 (-20°C bis 35°C)
Ambient temperatur	ta -20°C to 35°C
Special properties	Ready for IoT
Warranty period	7 years
State funding programs	BEG - Federal funding for efficient buildings (valid only for Germany)

ELECTRICAL ENGINEERING

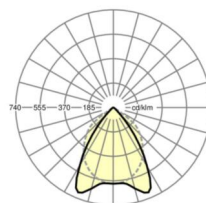

Controller	Electronic driver DALI2 (1 pcs.)
System output	38W
Mains voltage	230V/50Hz
Circuit breakers (inrush current)	13 pieces/B10, 24 pieces/B16, 25 pieces/C10, 40 pieces/C16
Energy efficiency class/light source	C

LIGHTING TECHNOLOGY

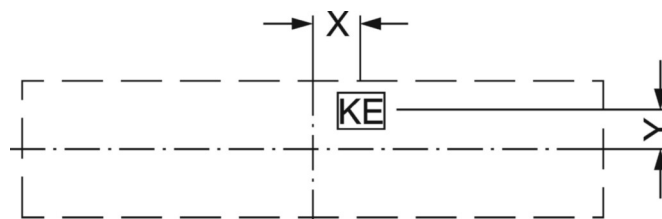
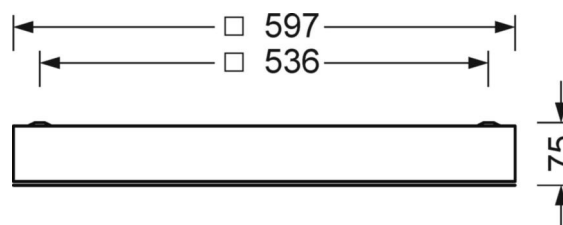
Placement	LED, Colour rendering/Light colour CRI ≥ 80 / 4000K
Colour tolerance (MacAdam)	3SDCM
Photobiological safety (Luminaire)	RG0
Nominal luminous flux	5164lm
Nominal luminous flux-emergency lighting mode	5164lm
LED service life	68000h L80/B10 (Tq 35°C), 80000h L80/B10 (Tq 25°C), 37000h L90/B10 (Tq 25°C)
Luminaire luminous efficiency	136lm/W
UGR lat./long.	12.7 / 16.6

DEEP-LINK

<https://www.regiolux.de/en/article/62162016660>



Reference	LED 5200lm 840
η_{LB}	100 %
$\Phi_{\downarrow/\uparrow}$	100 % / 0 %
UGR lat./long.	12.7 / 16.6
VDU	$65^\circ < 1000 \text{ cd/m}^2$



MECHANICS

Housing colour	traffic white RAL 9016
Dimensions (LxWxH/DxH)	597mm x 597mm x 75mm
Ceiling system	cut-out ceilings [AD]
Weight (net)	11.7kg
Cable entry KE (X/Y)	279mm/17mm
Type of installation	Ceiling-mounted single installation, Ceiling-mounted trunking installation, Installation in clean room ceilings, Ceiling installation individual mounting

Dimensions

L	597 mm	Length
B	597 mm	Width
H	75 mm	Height
A1	536 mm	Mounting distance single mounting
X	279 mm	Distance cable infeed to the center of the luminaire on the X-axis
Y	17 mm	Distance cable infeed to the center of the luminaire on the Y-axis